

**2023 HUGHES COUNTY ASSESSOR'S OFFICE REPORT TO THE EXCISE BOARD**

08/08/2023

City/Village								
DISTRICT	DESCRIPTION	PERSONAL PROPERTY	REAL PROPERTY	PUBLIC SERVICE	TOTAL VALUATION	HOMESTEAD EXEMPTIONS	OTHER EXEMPTIONS	NET VALUATION
T01	I-56 Dustin City	36,532	614,946	228,091	879,569	73,754	15,436	790,379
T02	I-5 Wetumka City	596,579	2,282,357	292,527	3,171,463	194,321	25,137	2,952,005
T04	I-35 Holdenville City	2,763,893	19,325,461	1,632,554	23,721,908	829,569	232,672	22,659,667
T06	I-48 Calvin City	27,171	602,818	342,176	972,165	49,000	7,336	915,829
T07	I-35 Atwood City	3,682	67,221	62,835	133,738	9,000	3,296	121,442
T08	J-1 Atwood City	86	98,359	77,768	176,213	10,685	8,599	156,929
T09	I-1 Lamar City	15,055	152,775	22,291	190,121	24,951	4,224	160,946
T10	I-48 Gerty City	5,272	242,358	16,099	263,729	25,896	22,364	215,469
T11	I-35 Yeager City	1,629	82,971	99,711	184,311	15,945	4,942	163,424
T12	I-35 Spaulding City	208	23,701	3,153	27,062	3,000	0	24,062
T13	I-54 Stuart City	265,190	602,554	318,381	1,186,125	37,226	22,332	1,126,567
T14	J-15 Butner City	1,859	7,602	17,124	26,585	0	0	26,585
T15	J-1 Allen City	1,256,341	419,427	30,457	1,706,225	29,112	24,543	1,652,570
<b>CITY/VILLAGE TOTAL VALUATION</b>		<b>4,973,497</b>	<b>24,522,550</b>	<b>3,143,167</b>	<b>32,639,214</b>	<b>1,302,459</b>	<b>370,881</b>	<b>30,965,874</b>

County								
DISTRICT	DESCRIPTION	PERSONAL PROPERTY	REAL PROPERTY	PUBLIC SERVICE	TOTAL VALUATION	HOMESTEAD EXEMPTIONS	OTHER EXEMPTIONS	NET VALUATION
C001	Hughes County General	99,232,318	59,144,577	48,088,856	206,465,751	2,719,278	1,434,387	202,312,086
<b>COUNTY TOTAL VALUATION</b>		<b>99,232,318</b>	<b>59,144,577</b>	<b>48,088,856</b>	<b>206,465,751</b>	<b>2,719,278</b>	<b>1,434,387</b>	<b>202,312,086</b>

Other								
DISTRICT	DESCRIPTION	PERSONAL PROPERTY	REAL PROPERTY	PUBLIC SERVICE	TOTAL VALUATION	HOMESTEAD EXEMPTIONS	OTHER EXEMPTIONS	NET VALUATION
EMS	EMS	99,232,318	59,144,577	48,088,856	206,465,751	2,719,278	1,434,387	202,312,086
<b>OTHER TOTAL VALUATION</b>		<b>99,232,318</b>	<b>59,144,577</b>	<b>48,088,856</b>	<b>206,465,751</b>	<b>2,719,278</b>	<b>1,434,387</b>	<b>202,312,086</b>

School								
DISTRICT	DESCRIPTION	PERSONAL PROPERTY	REAL PROPERTY	PUBLIC SERVICE	TOTAL VALUATION	HOMESTEAD EXEMPTIONS	OTHER EXEMPTIONS	NET VALUATION
I-1 Moss	I-1 Rural	23,636,240	6,192,160	9,772,787	39,601,187	264,070	194,810	39,142,307
I-35 Hol	I-35 Holdenville Rural	6,677,443	28,111,729	14,126,191	48,915,363	1,246,470	551,662	47,117,231



## 2023 HUGHES COUNTY ASSESSOR'S OFFICE REPORT TO THE EXCISE BOARD

07/28/2023

I-48 Cal	I-48 Calvin Rural	32,031,366	6,354,002	4,199,366	42,584,734	302,883	168,081	42,113,770
I-5 Wetu	I-5 Wetumka Rural	9,320,733	8,734,549	4,189,729	22,245,011	464,624	262,197	21,518,190
I-54 Stu	I-54 Stuart Rural	17,732,978	2,229,287	4,953,085	24,915,350	107,226	62,832	24,745,292
I-56 Dus	I-56 Dustin	2,534,358	2,344,736	1,414,349	6,293,443	132,177	75,696	6,085,570
J-1 Alle	J-1 Allen Rural	7,105,639	4,740,546	8,587,206	20,433,391	191,130	119,109	20,123,152
J-10 Sas	J-10 Sasakaw Rural	55,522	107,298	107,431	270,251	6,000	0	264,251
J-15 But	J-15 Butner Rural	109,638	232,948	314,745	657,331	3,000	0	654,331
J-2 Wewo	J-2 Wewoka Rural	2,376	10,788	13,552	26,716	0	0	26,716
J-31 Wel	J-31 Weleetka Rural	26,025	86,534	410,415	522,974	1,698	0	521,276
<b>SCHOOL TOTAL VALUATION</b>		<b>99,232,318</b>	<b>59,144,577</b>	<b>48,088,856</b>	<b>206,465,751</b>	<b>2,719,278</b>	<b>1,434,387</b>	<b>202,312,086</b>

Vo-Tech								
DISTRICT	DESCRIPTION	PERSONAL PROPERTY	REAL PROPERTY	PUBLIC SERVICE	TOTAL VALUATION	HOMESTEAD EXEMPTIONS	OTHER EXEMPTIONS	NET VALUATION
V14	PONTOTOC VO TECH	7,161,161	4,847,844	8,694,637	20,703,642	197,130	119,109	20,387,403
V25	WES WATKINS VO TECH	42,194,799	45,469,708	29,913,471	117,577,978	2,109,039	1,084,365	114,384,574
V5	GORDON COOPER VO TECH	112,014	243,736	328,297	684,047	3,000	0	681,047
V7	KIAMICHI VO TECH	49,764,344	8,583,289	9,152,451	67,500,084	410,109	230,913	66,859,062
<b>VO-TECH TOTAL VALUATION</b>		<b>99,232,318</b>	<b>59,144,577</b>	<b>48,088,856</b>	<b>206,465,751</b>	<b>2,719,278</b>	<b>1,434,387</b>	<b>202,312,086</b>

I, Amber Jones, Assessor of Hughes County Oklahoma, do hereby certify that the foregoing is a true and correct statement of valuations for Real Estate, Personal Property, Public Service and Homestead Exemptions as certified by the State Board of Equalization and shown by the records in the County Assessor's office. Subscribed by my name and affixed the seal of the County Assessor's office on this day of 07/28/2023.

State of Oklahoma )  
 ) SS  
 Hughes County )

*Amber Jones*

7-28-23  
Date

Amber Jones  
County Assessor  
Hughes County



I, ANGELA BROOKS, County Clerk of Hughes County Oklahoma, do hereby certify that the above is a true, correct and complete list of the valuations of Hughes County Oklahoma as certified by the Hughes County Assessor's office.

*Angela Kay Brooks*

ANGELA BROOKS  
County Clerk  
Hughes County



Excise Board:


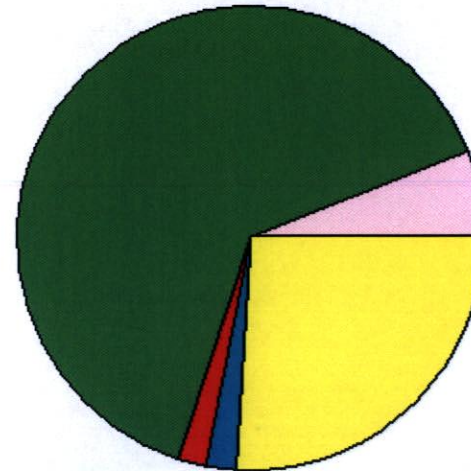
*Milu Japp*

*Robert Taylor*

8-3-23  
Date



Real	Count	Value
Agricultural	4	68
Commercial	25	51,155
Residential	340	563,723
<b>Total Real Value</b>	<b>369</b>	<b>614,946</b>
Homestead	61	73,754
Veteran	4	15,436
Other	0	0
<b>Total Exempt</b>	<b>79</b>	<b>89,190</b>



**TIF Increment Value**

**Net Assessed** 525,756

**Net Assessed Under Protest**

Senior Freeze	18	28,283
Capped Parcels	249	327,981

Personal	Count	Value
Agricultural	1	1,871
Commercial	13	20,847
Mobile Home	5	13,814
<b>Total Personal</b>	<b>19</b>	<b>36,532</b>
<b>Total Exempt</b>	<b>0</b>	<b>0</b>

**TIF Increment Value**

**Net Assessed** 36,532

**Net Assessed Under Protest**

Public Service	Count	Value
<b>Total PS Value</b>	<b>5</b>	<b>228,091</b>

**TIF Increment Value**

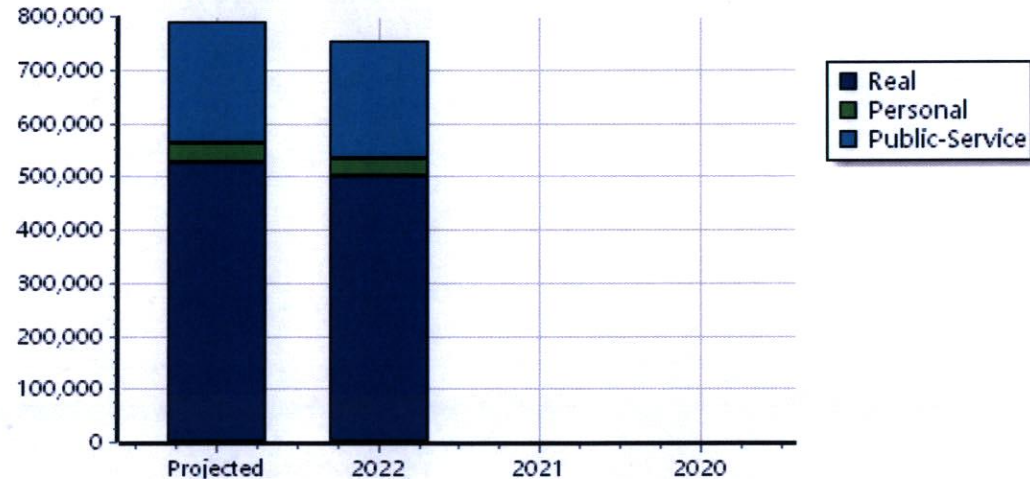
**Net Assessed** 228,091

**District Totals**

Total Gross Value	879,569
Homestead Loss	73,754
Other Exemption Loss	15,436
<b>TIF Increment Value</b>	
<b>Retained TIF Value</b>	
<b>Net Assessed Value</b>	<b>790,379</b>

**Net Assessed Under Protest**

\* Public Service Protests Values are not included on this report.



Real	Count	Value
Agricultural	1	330
Commercial	73	888,497
Residential	702	1,393,530
<b>Total Real Value</b>	<b>776</b>	<b>2,282,357</b>
Homestead	167	194,321
Veteran	7	25,137
Other	0	0
<b>Total Exempt</b>	<b>205</b>	<b>219,458</b>

**TIF Increment Value**

**Net Assessed 2,062,899**

**Net Assessed Under Protest**

Senior Freeze	40	69,798
Capped Parcels	571	1,269,578

Personal	Count	Value
Agricultural	0	0
Commercial	57	567,262
Mobile Home	10	29,317
<b>Total Personal</b>	<b>67</b>	<b>596,579</b>
<b>Total Exempt</b>	<b>0</b>	<b>0</b>

**TIF Increment Value**

**Net Assessed 596,579**

**Net Assessed Under Protest**

Public Service	Count	Value
<b>Total PS Value</b>	<b>9</b>	<b>292,527</b>

**TIF Increment Value**

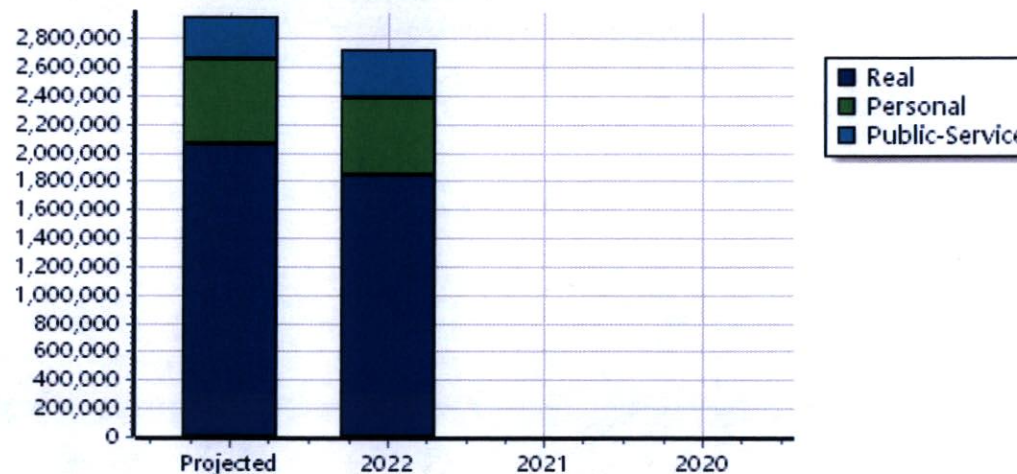
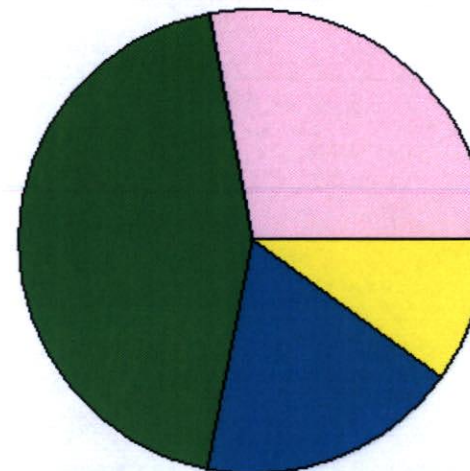
**Net Assessed 292,527**

**District Totals**

Total Gross Value	3,171,463
Homestead Loss	194,321
Other Exemption Loss	25,137
<b>TIF Increment Value</b>	
<b>Retained TIF Value</b>	
<b>Net Assessed Value</b>	<b>2,952,005</b>


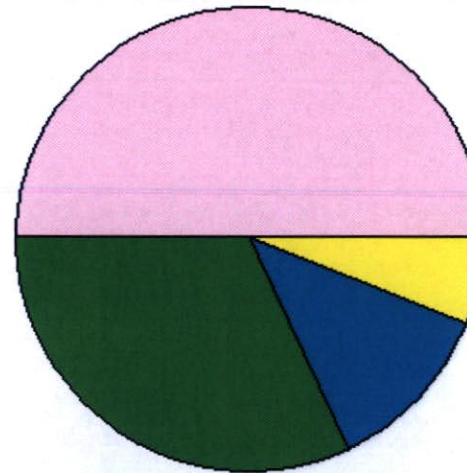
**Net Assessed Under Protest**

\* Public Service Protests Values are not included on this report.





Real	Count	Value
Agricultural	7	7,562
Commercial	267	11,764,087
Residential	2,354	7,553,812
<b>Total Real Value</b>	<b>2,628</b>	<b>19,325,461</b>
Homestead	758	829,569
Veteran	35	232,672
Other	0	0
<b>Total Exempt</b>	<b>886</b>	<b>1,062,241</b>



**TIF Increment Value**

**Net Assessed** 18,263,220

**Net Assessed Under Protest**

Senior Freeze	141	81,675
Capped Parcels	524	1,657,476

Personal	Count	Value
Agricultural	13	44,155
Commercial	208	2,685,310
Mobile Home	14	34,428
<b>Total Personal</b>	<b>235</b>	<b>2,763,893</b>
<b>Total Exempt</b>	<b>0</b>	<b>0</b>

**TIF Increment Value**

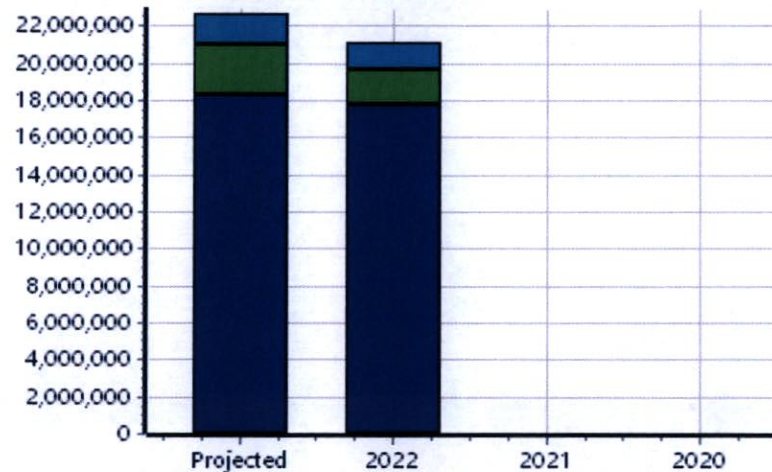
**Net Assessed** 2,763,893

**Net Assessed Under Protest**

Public Service	Count	Value
<b>Total PS Value</b>	<b>19</b>	<b>1,632,554</b>

**TIF Increment Value**

**Net Assessed** 1,632,554



**District Totals**


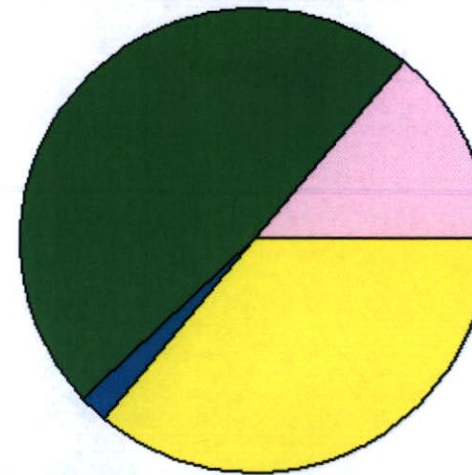
Total Gross Value	23,721,908
Homestead Loss	829,569
Other Exemption Loss	232,672
<b>TIF Increment Value</b>	
<b>Retained TIF Value</b>	
<b>Net Assessed Value</b>	<b>22,659,667</b>

**Net Assessed Under Protest**

\* Public Service Protests Values are not included on this report.



Real	Count	Value
Agricultural	0	0
Commercial	32	134,982
Residential	217	467,836
<b>Total Real Value</b>	<b>249</b>	<b>602,818</b>
Homestead	38	49,000
Veteran	2	7,336
Other	0	0
<b>Total Exempt</b>	<b>52</b>	<b>56,336</b>



**TIF Increment Value**

**Net Assessed 546,482**

**Net Assessed Under Protest**

Senior Freeze	13	29,099
Capped Parcels	186	556,351

Personal	Count	Value
Agricultural	2	1,423
Commercial	17	17,213
Mobile Home	6	8,535
<b>Total Personal</b>	<b>25</b>	<b>27,171</b>
<b>Total Exempt</b>	<b>0</b>	<b>0</b>

**TIF Increment Value**

**Net Assessed 27,171**

**Net Assessed Under Protest**

Public Service	Count	Value
<b>Total PS Value</b>	<b>8</b>	<b>342,176</b>

**TIF Increment Value**

**Net Assessed 342,176**

**District Totals**

Total Gross Value	972,165
Homestead Loss	49,000
Other Exemption Loss	7,336

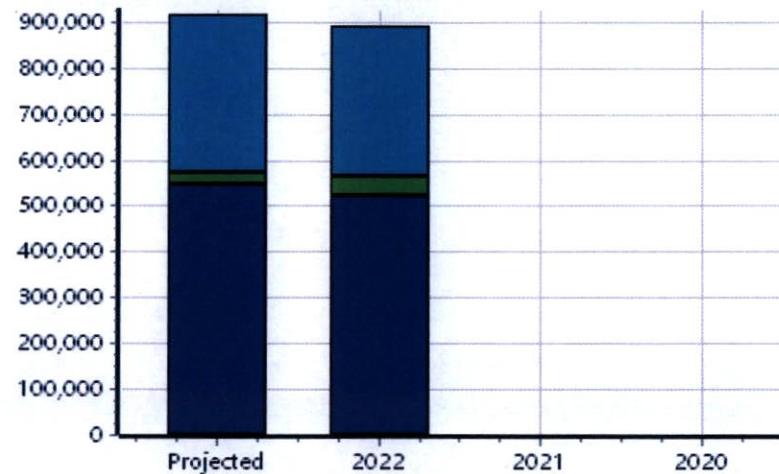
**TIF Increment Value**

**Retained TIF Value**

**Net Assessed Value 915,829**



**Net Assessed Under Protest**

\* Public Service Protests Values are not included on this report.





Real	Count	Value
Agricultural	0	0
Commercial	3	3,991
Residential	38	63,230
<b>Total Real Value</b>	<b>41</b>	<b>67,221</b>
Homestead	8	9,000
Veteran	1	3,296
Other	0	0
<b>Total Exempt</b>	<b>10</b>	<b>12,296</b>



**TIF Increment Value**

**Net Assessed 54,925**

**Net Assessed Under Protest**

Senior Freeze	2	1,051
Capped Parcels	18	13,046

Personal	Count	Value
Agricultural	2	3,036
Commercial	3	646
Mobile Home	0	0
<b>Total Personal</b>	<b>5</b>	<b>3,682</b>
<b>Total Exempt</b>	<b>0</b>	<b>0</b>

**TIF Increment Value**

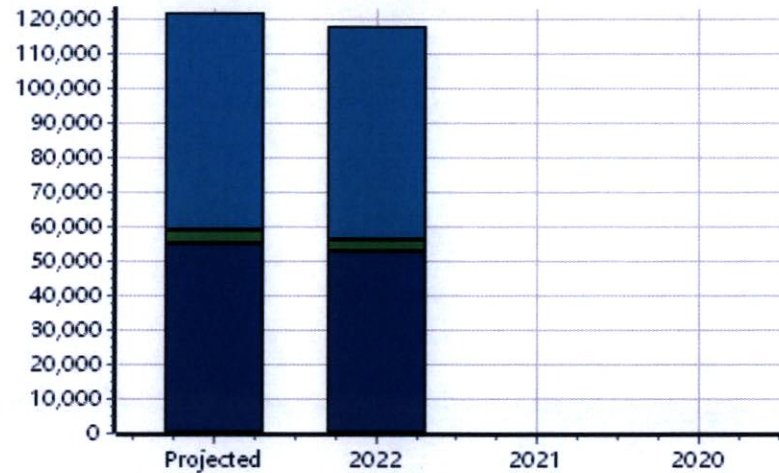
**Net Assessed 3,682**

**Net Assessed Under Protest**

Public Service	Count	Value
<b>Total PS Value</b>	<b>4</b>	<b>62,835</b>

**TIF Increment Value**

**Net Assessed 62,835**



**District Totals**



Total Gross Value	133,738
Homestead Loss	9,000
Other Exemption Loss	3,296
<b>TIF Increment Value</b>	
<b>Retained TIF Value</b>	
<b>Net Assessed Value</b>	<b>121,442</b>

**Net Assessed Under Protest**

\* Public Service Protests Values are not included on this report.



Real	Count	Value
Agricultural	0	0
Commercial	4	6,720
Residential	62	91,639
<b>Total Real Value</b>	<b>66</b>	<b>98,359</b>
Homestead	9	10,685
Veteran	1	8,599
Other	0	0
<b>Total Exempt</b>	<b>12</b>	<b>19,284</b>



**TIF Increment Value**

**Net Assessed 79,075**

**Net Assessed Under Protest**

Senior Freeze	2	1,021
Capped Parcels	18	4,201

Personal	Count	Value
Agricultural	0	0
Commercial	2	86
Mobile Home	0	0
<b>Total Personal</b>	<b>2</b>	<b>86</b>
<b>Total Exempt</b>	<b>0</b>	<b>0</b>

**TIF Increment Value**

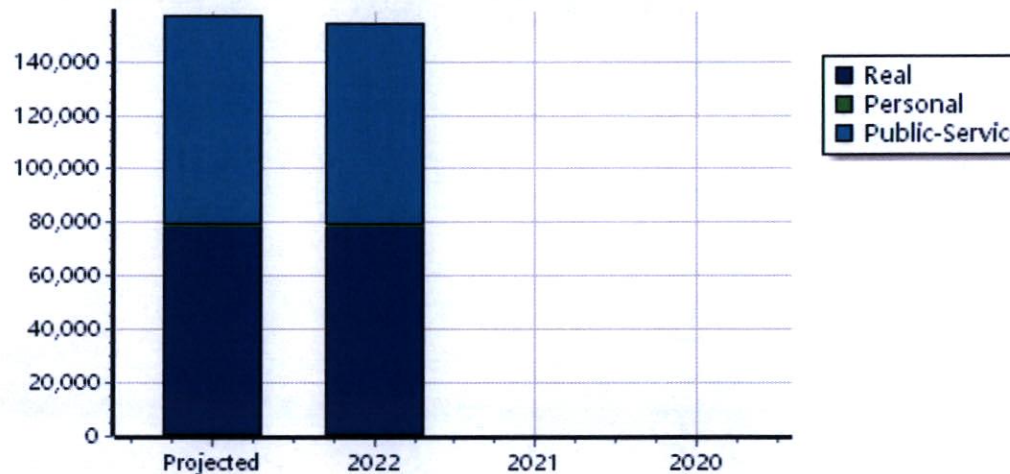
**Net Assessed 86**

**Net Assessed Under Protest**

Public Service	Count	Value
<b>Total PS Value</b>	<b>3</b>	<b>77,768</b>

**TIF Increment Value**

**Net Assessed 77,768**





**District Totals**

Total Gross Value	176,213
Homestead Loss	10,685
Other Exemption Loss	8,599
<b>TIF Increment Value</b>	
<b>Retained TIF Value</b>	
<b>Net Assessed Value</b>	<b>156,929</b>

**Net Assessed Under Protest**

\* Public Service Protests Values are not included on this report.

Real	Count	Value
Agricultural	0	0
Commercial	3	4,738
Residential	112	148,037
<b>Total Real Value</b>	<b>115</b>	<b>152,775</b>
Homestead	23	24,951
Veteran	1	4,224
Other	0	0
<b>Total Exempt</b>	<b>26</b>	<b>29,175</b>



**TIF Increment Value**

**Net Assessed** 123,600

**Net Assessed Under Protest**

Senior Freeze	6	14,494
Capped Parcels	91	731,112

Personal	Count	Value
Agricultural	2	8,425
Commercial	2	287
Mobile Home	3	6,343
<b>Total Personal</b>	<b>7</b>	<b>15,055</b>
<b>Total Exempt</b>	<b>0</b>	<b>0</b>

**TIF Increment Value**

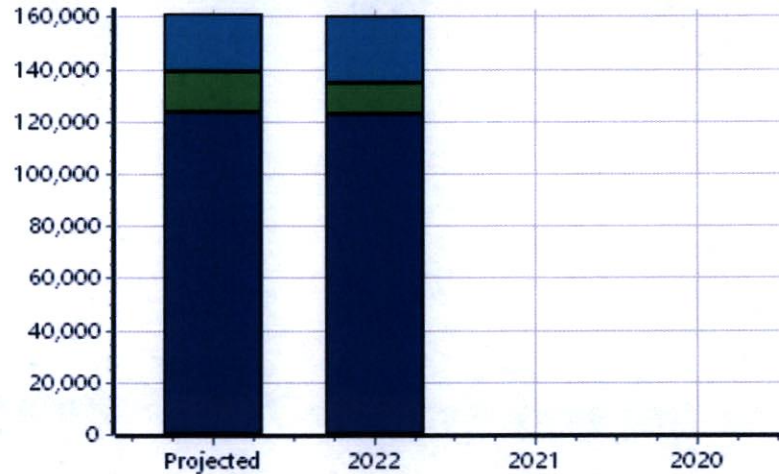
**Net Assessed** 15,055

**Net Assessed Under Protest**

Public Service	Count	Value
<b>Total PS Value</b>	<b>4</b>	<b>22,291</b>

**TIF Increment Value**

**Net Assessed** 22,291



**District Totals**



Total Gross Value	190,121
Homestead Loss	24,951
Other Exemption Loss	4,224
<b>TIF Increment Value</b>	
<b>Retained TIF Value</b>	
<b>Net Assessed Value</b>	<b>160,946</b>

**Net Assessed Under Protest**

\* Public Service Protests Values are not included on this report.



Real	Count	Value
Agricultural	0	0
Commercial	2	9,411
Residential	107	232,947
<b>Total Real Value</b>	<b>109</b>	<b>242,358</b>
Homestead	25	25,896
Veteran	3	22,364
Other	0	0
<b>Total Exempt</b>	<b>29</b>	<b>48,260</b>



**TIF Increment Value**

**Net Assessed 194,098**

**Net Assessed Under Protest**

Senior Freeze	2	18,036
Capped Parcels	98	191,571

Personal	Count	Value
Agricultural	1	476
Commercial	3	3,120
Mobile Home	2	1,676
<b>Total Personal</b>	<b>6</b>	<b>5,272</b>
<b>Total Exempt</b>	<b>0</b>	<b>0</b>

**TIF Increment Value**

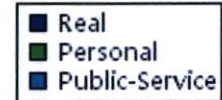
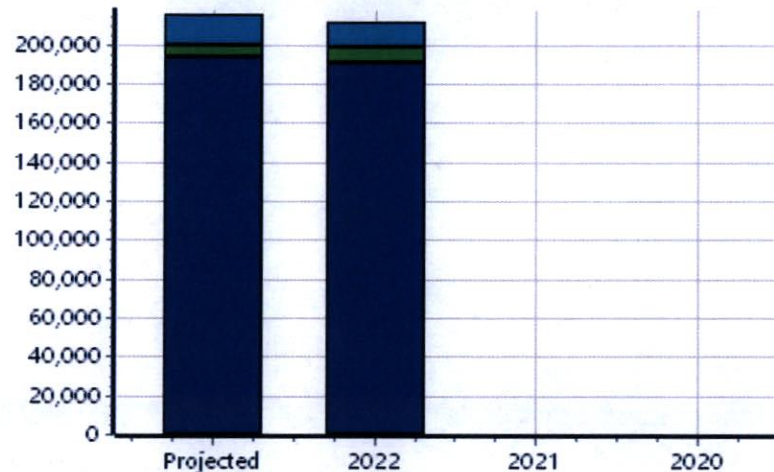
**Net Assessed 5,272**

**Net Assessed Under Protest**

Public Service	Count	Value
<b>Total PS Value</b>	<b>3</b>	<b>16,099</b>

**TIF Increment Value**

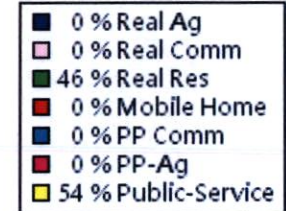

**Net Assessed 16,099**



District Totals	
Total Gross Value	263,729
Homestead Loss	25,896
Other Exemption Loss	22,364
<b>TIF Increment Value</b>	
<b>Retained TIF Value</b>	
<b>Net Assessed Value</b>	<b>215,469</b>
<b>Net Assessed Under Protest</b>	

\* Public Service Protests Values are not included on this report.

Real	Count	Value
Agricultural	0	0
Commercial	0	0
Residential	90	82,971
<b>Total Real Value</b>	<b>90</b>	<b>82,971</b>
Homestead	16	15,945
Veteran	1	4,942
Other	0	0
<b>Total Exempt</b>	<b>17</b>	<b>20,887</b>



**TIF Increment Value**

**Net Assessed 62,084**

**Net Assessed Under Protest**

Senior Freeze	1	1,590
Capped Parcels	57	15,604

Personal	Count	Value
Agricultural	1	475
Commercial	1	43
Mobile Home	1	1,111
<b>Total Personal</b>	<b>3</b>	<b>1,629</b>
<b>Total Exempt</b>	<b>0</b>	<b>0</b>

**TIF Increment Value**

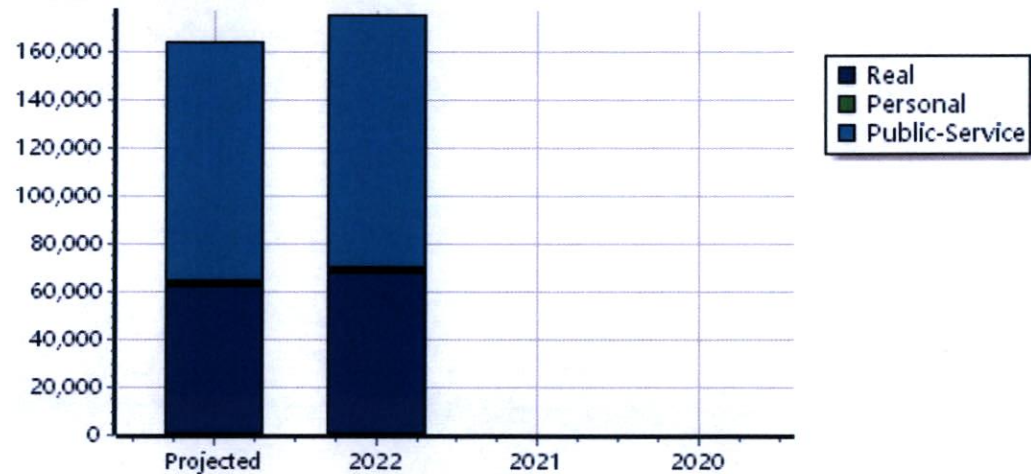
**Net Assessed 1,629**

**Net Assessed Under Protest**

Public Service	Count	Value
<b>Total PS Value</b>	<b>3</b>	<b>99,711</b>

**TIF Increment Value**

**Net Assessed 99,711**



**District Totals**

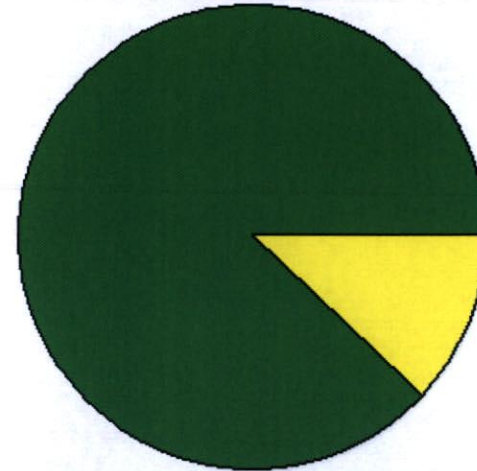
Total Gross Value	184,311
Homestead Loss	15,945
Other Exemption Loss	4,942
<b>TIF Increment Value</b>	
<b>Retained TIF Value</b>	
<b>Net Assessed Value</b>	<b>163,424</b>

**Net Assessed Under Protest**

\* Public Service Protests Values are not included on this report.



Real	Count	Value
Agricultural	0	0
Commercial	0	0
Residential	15	23,701
<b>Total Real Value</b>	<b>15</b>	<b>23,701</b>
Homestead	3	3,000
Veteran	0	0
Other	0	0
<b>Total Exempt</b>	<b>3</b>	<b>3,000</b>



**TIF Increment Value**

**Net Assessed** 20,701

**Net Assessed Under Protest**

Senior Freeze	0	0
Capped Parcels	7	538

Personal	Count	Value
Agricultural	0	0
Commercial	1	208
Mobile Home	0	0
<b>Total Personal</b>	<b>1</b>	<b>208</b>
<b>Total Exempt</b>	<b>0</b>	<b>0</b>

**TIF Increment Value**

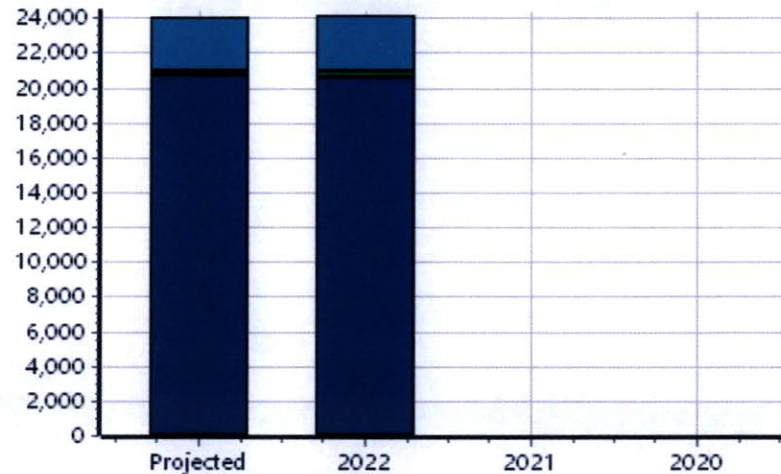
**Net Assessed** 208

**Net Assessed Under Protest**

Public Service	Count	Value
<b>Total PS Value</b>	<b>2</b>	<b>3,153</b>

**TIF Increment Value**

**Net Assessed** 3,153




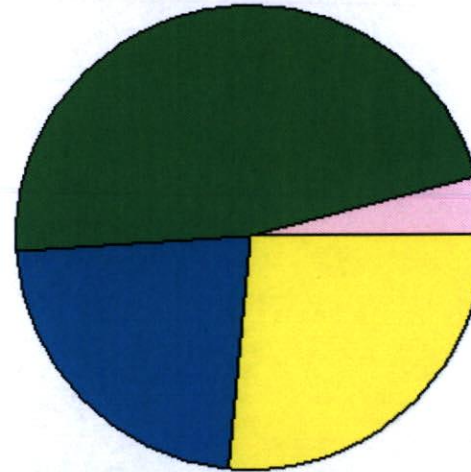
**District Totals**

Total Gross Value	27,062
Homestead Loss	3,000
Other Exemption Loss	0
<b>TIF Increment Value</b>	
<b>Retained TIF Value</b>	
<b>Net Assessed Value</b>	<b>24,062</b>

**Net Assessed Under Protest**

\* Public Service Protests Values are not included on this report.

Real	Count	Value
Agricultural	0	0
Commercial	18	48,821
Residential	154	553,733
<b>Total Real Value</b>	<b>172</b>	<b>602,554</b>
Homestead	35	37,226
Veteran	3	22,332
Other	0	0
<b>Total Exempt</b>	<b>41</b>	<b>59,558</b>



**TIF Increment Value**

**Net Assessed 542,996**

**Net Assessed Under Protest**

Senior Freeze	6	16,369
Capped Parcels	107	259,197

Personal	Count	Value
Agricultural	4	2,744
Commercial	13	261,588
Mobile Home	1	858
<b>Total Personal</b>	<b>18</b>	<b>265,190</b>
<b>Total Exempt</b>	<b>0</b>	<b>0</b>

**TIF Increment Value**

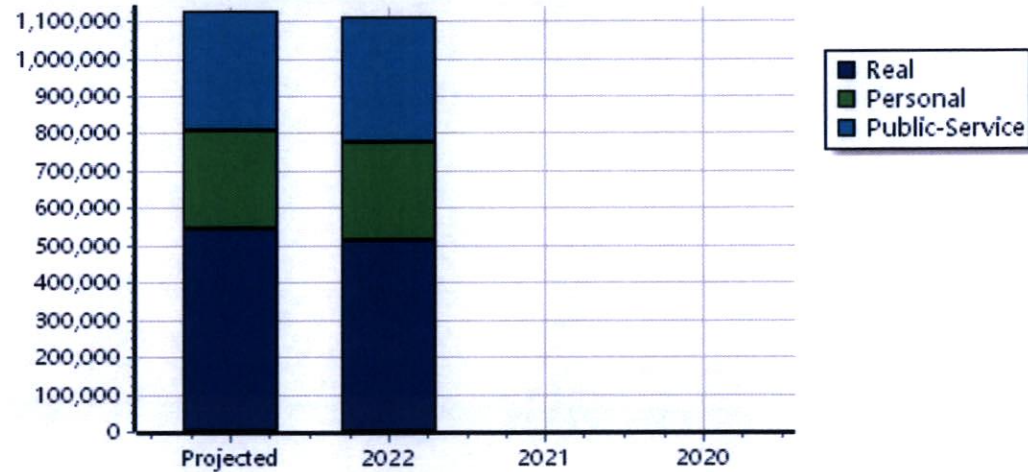
**Net Assessed 265,190**

**Net Assessed Under Protest**

Public Service	Count	Value
<b>Total PS Value</b>	<b>8</b>	<b>318,381</b>

**TIF Increment Value**

**Net Assessed 318,381**



**District Totals**


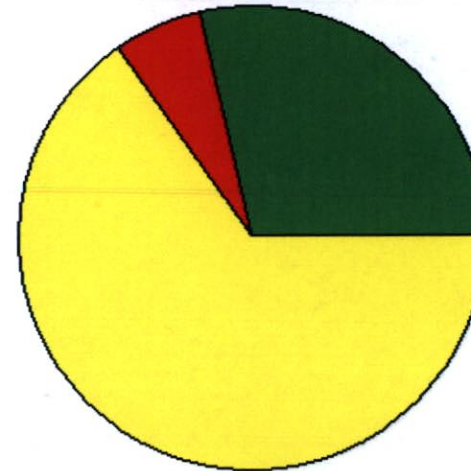
Total Gross Value	1,186,125
Homestead Loss	37,226
Other Exemption Loss	22,332
<b>TIF Increment Value</b>	
<b>Retained TIF Value</b>	
<b>Net Assessed Value</b>	<b>1,126,567</b>

**Net Assessed Under Protest**

\* Public Service Protests Values are not included on this report.



Real	Count	Value
Agricultural	0	0
Commercial	0	0
Residential	31	7,602
<b>Total Real Value</b>	<b>31</b>	<b>7,602</b>
Homestead	0	0
Veteran	0	0
Other	0	0
<b>Total Exempt</b>	<b>0</b>	<b>0</b>



**TIF Increment Value**

**Net Assessed** 7,602

**Net Assessed Under Protest**

Senior Freeze	0	0
Capped Parcels	5	5,472

Personal	Count	Value
Agricultural	0	0
Commercial	0	0
Mobile Home	1	1,859
<b>Total Personal</b>	<b>1</b>	<b>1,859</b>
<b>Total Exempt</b>	<b>0</b>	<b>0</b>

**TIF Increment Value**

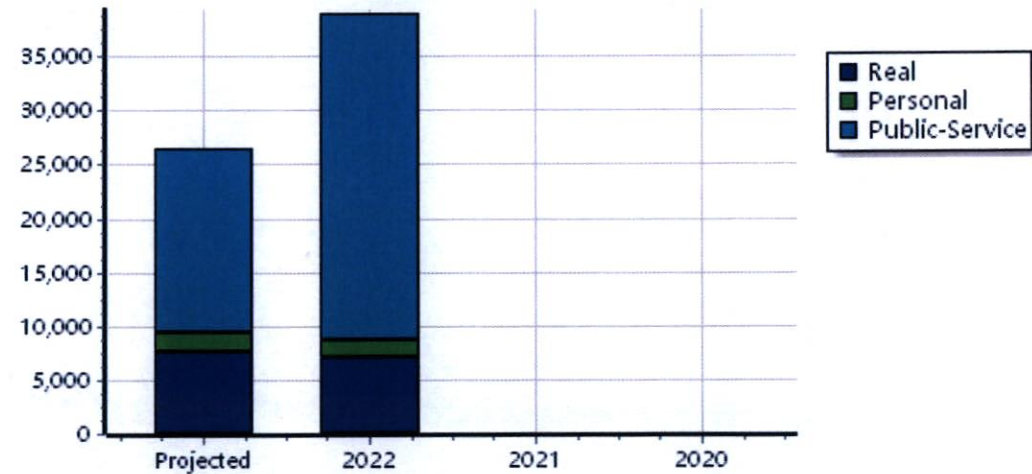
**Net Assessed** 1,859

**Net Assessed Under Protest**

Public Service	Count	Value
<b>Total PS Value</b>	<b>2</b>	<b>17,124</b>

**TIF Increment Value**

**Net Assessed** 17,124




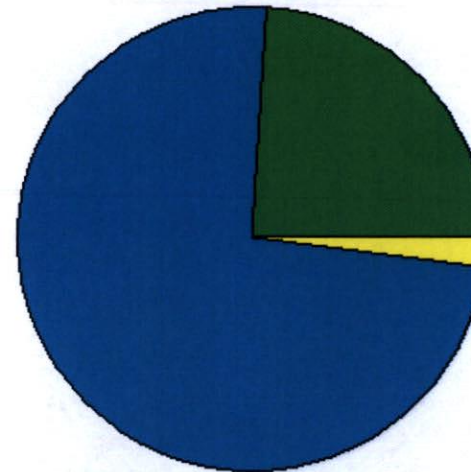
**District Totals**

Total Gross Value	26,585
Homestead Loss	0
Other Exemption Loss	0
<b>TIF Increment Value</b>	
<b>Retained TIF Value</b>	
<b>Net Assessed Value</b>	<b>26,585</b>

**Net Assessed Under Protest**

\* Public Service Protests Values are not included on this report.

Real	Count	Value
Agricultural	0	0
Commercial	0	0
Residential	70	419,427
<b>Total Real Value</b>	<b>70</b>	<b>419,427</b>
Homestead	26	29,112
Veteran	4	24,543
Other	0	0
<b>Total Exempt</b>	<b>34</b>	<b>53,655</b>



**TIF Increment Value**

**Net Assessed** 365,772

**Net Assessed Under Protest**

Senior Freeze	6	38,868
Capped Parcels	52	244,787

Personal	Count	Value
Agricultural	0	0
Commercial	7	1,256,341
Mobile Home	0	0
<b>Total Personal</b>	<b>7</b>	<b>1,256,341</b>
<b>Total Exempt</b>	<b>0</b>	<b>0</b>

**TIF Increment Value**

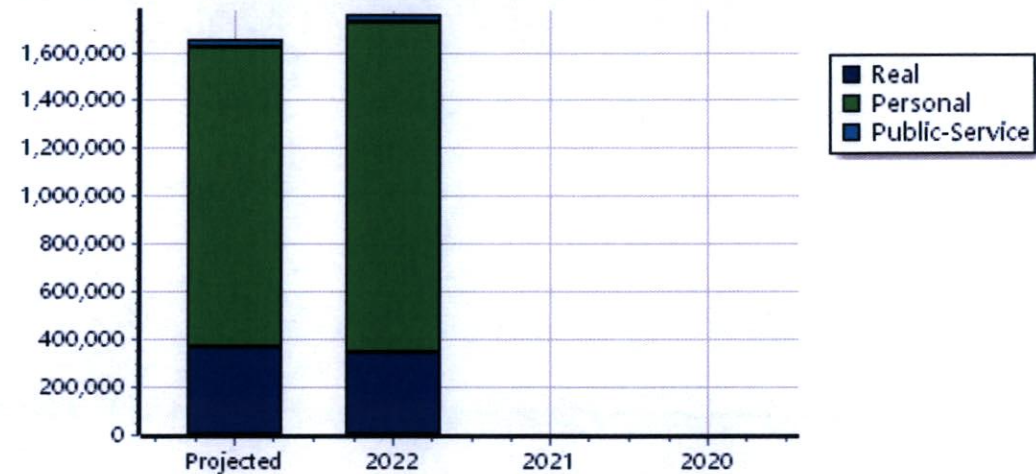
**Net Assessed** 1,256,341

**Net Assessed Under Protest**

Public Service	Count	Value
<b>Total PS Value</b>	<b>4</b>	<b>30,457</b>

**TIF Increment Value**

**Net Assessed** 30,457



**District Totals**


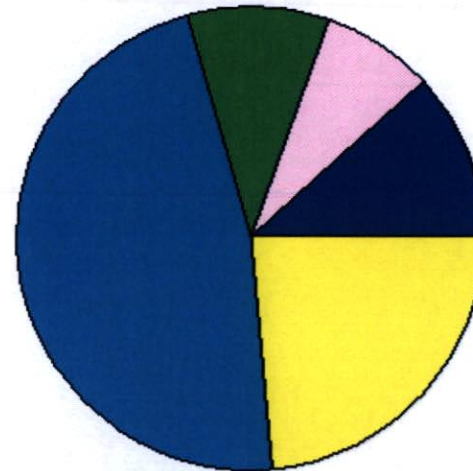
Total Gross Value	1,706,225
Homestead Loss	29,112
Other Exemption Loss	24,543
<b>TIF Increment Value</b>	
<b>Retained TIF Value</b>	
<b>Net Assessed Value</b>	<b>1,652,570</b>

**Net Assessed Under Protest**

\* Public Service Protests Values are not included on this report.



Real	Count	Value
Agricultural	5,390	23,480,248
Commercial	529	15,267,124
Residential	6,279	20,384,261
<b>Total Real Value</b>	<b>12,198</b>	<b>59,144,577</b>
Homestead	2,477	2,719,278
Veteran	158	1,434,387
Other	0	0
<b>Total Exempt</b>	<b>2,920</b>	<b>4,153,665</b>



**TIF Increment Value**

**Net Assessed 54,990,912**

**Net Assessed Under Protest 0 0**

Senior Freeze	445	829,190
Capped Parcels	5,276	12,685,901

Personal	Count	Value
Agricultural	615	1,625,532
Commercial	626	97,076,652
Mobile Home	190	556,512
<b>Total Personal</b>	<b>1,431</b>	<b>99,258,696</b>
<b>Total Exempt</b>	<b>10</b>	<b>26,378</b>

**TIF Increment Value**

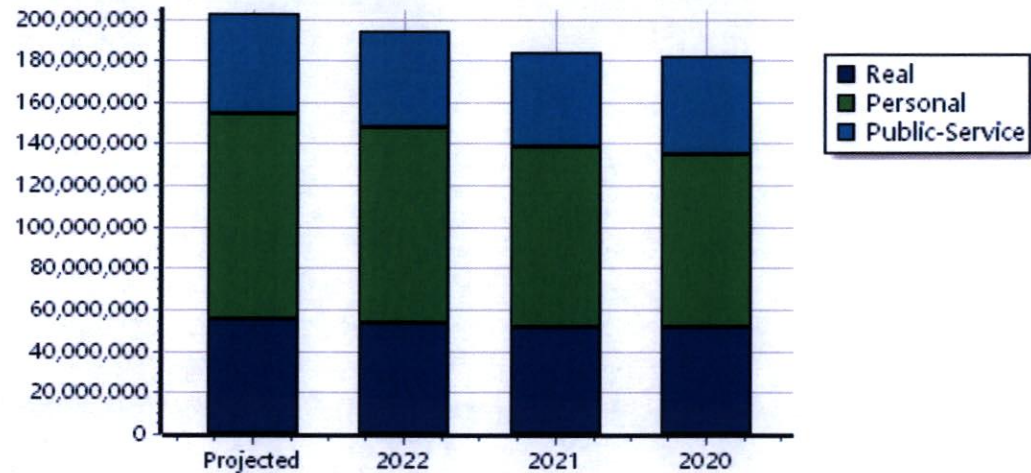
**Net Assessed 99,232,318**

**Net Assessed Under Protest 20 16,015,604**

Public Service	Count	Value
<b>Total PS Value</b>	<b>209</b>	<b>48,088,856</b>

**TIF Increment Value**

**Net Assessed 48,088,856**



**District Totals**

Total Gross Value	206,479,185
Homestead Loss	2,719,278
Other Exemption Loss	1,460,765

**TIF Increment Value**


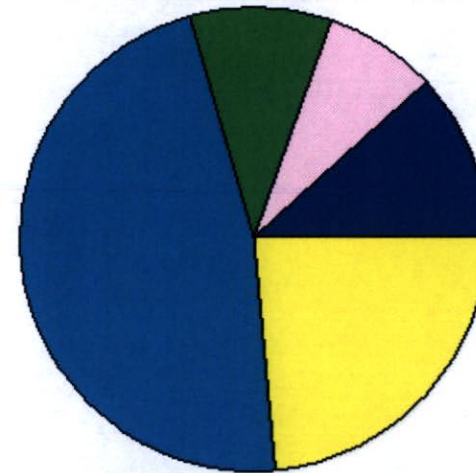
**Retained TIF Value**

**Net Assessed Value 202,312,086**

**Net Assessed Under Protest 16,015,604**

\* Public Service Protests Values are not included on this report.

Real	Count	Value
Agricultural	5,390	23,480,248
Commercial	529	15,267,124
Residential	6,279	20,384,261
<b>Total Real Value</b>	<b>12,198</b>	<b>59,144,577</b>
Homestead	2,477	2,719,278
Veteran	158	1,434,387
Other	0	0
<b>Total Exempt</b>	<b>2,920</b>	<b>4,153,665</b>



**TIF Increment Value**

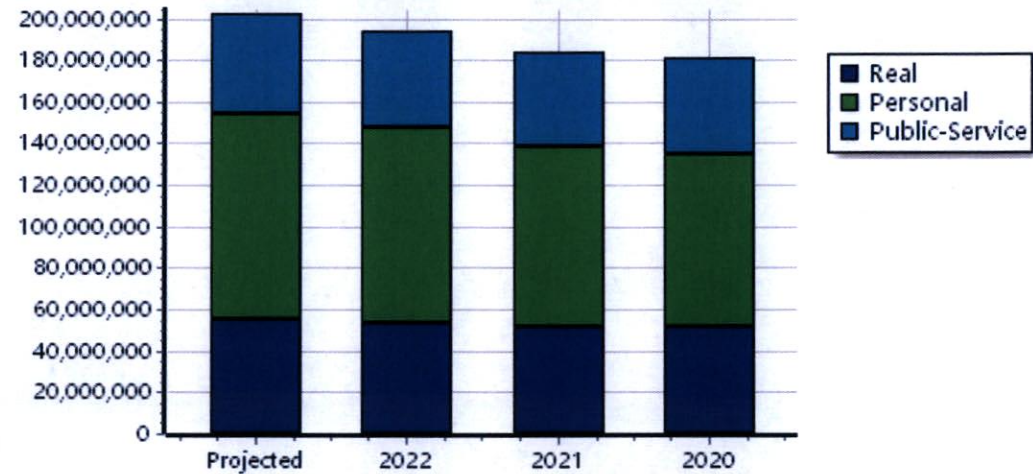
<b>Net Assessed</b>		<b>54,990,912</b>
<b>Net Assessed Under Protest</b>	<b>0</b>	<b>0</b>
Senior Freeze	445	829,190
Capped Parcels	5,276	12,685,901

Personal	Count	Value
Agricultural	615	1,625,532
Commercial	626	97,076,652
Mobile Home	190	556,512
<b>Total Personal</b>	<b>1,431</b>	<b>99,258,696</b>
<b>Total Exempt</b>	<b>10</b>	<b>26,378</b>

**TIF Increment Value**

<b>Net Assessed</b>		<b>99,232,318</b>
<b>Net Assessed Under Protest</b>	<b>20</b>	<b>16,015,604</b>

Public Service	Count	Value
<b>Total PS Value</b>	<b>209</b>	<b>48,088,856</b>
<b>TIF Increment Value</b>		
<b>Net Assessed</b>		<b>48,088,856</b>




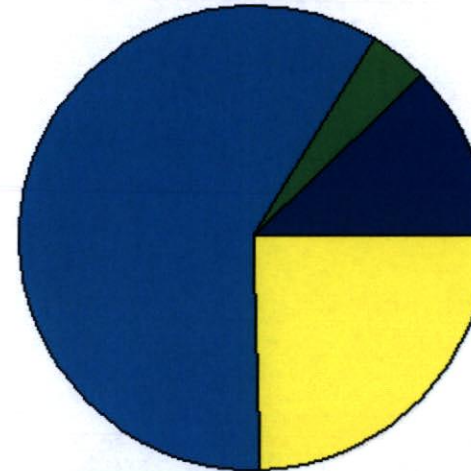
**District Totals**

Total Gross Value	206,479,185
Homestead Loss	2,719,278
Other Exemption Loss	1,460,765
<b>TIF Increment Value</b>	
<b>Retained TIF Value</b>	
<b>Net Assessed Value</b>	<b>202,312,086</b>
<b>Net Assessed Under Protest</b>	<b>16,015,604</b>

\* Public Service Protests Values are not included on this report.



Real	Count	Value
Agricultural	1,025	4,783,040
Commercial	21	61,744
Residential	319	1,347,376
<b>Total Real Value</b>	<b>1,365</b>	<b>6,192,160</b>
Homestead	249	264,070
Veteran	18	194,810
Other	0	0
<b>Total Exempt</b>	<b>283</b>	<b>458,880</b>



**TIF Increment Value**

**Net Assessed** 5,733,280

**Net Assessed Under Protest** 0 0

Senior Freeze	32	84,933
Capped Parcels	590	1,709,729

Personal	Count	Value
Agricultural	110	217,917
Commercial	64	23,334,510
Mobile Home	28	83,813
<b>Total Personal</b>	<b>202</b>	<b>23,636,240</b>
<b>Total Exempt</b>	<b>0</b>	<b>0</b>

**TIF Increment Value**

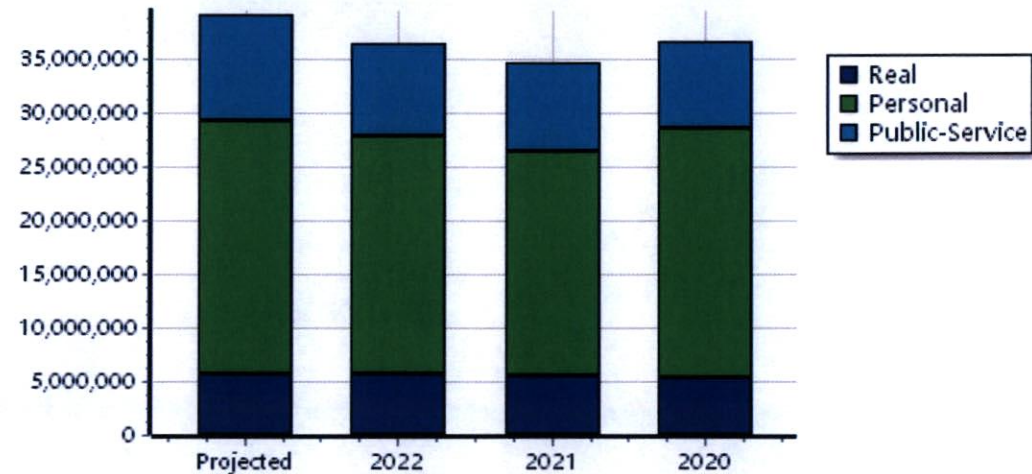
**Net Assessed** 23,636,240

**Net Assessed Under Protest** 4 2,053,648

Public Service	Count	Value
<b>Total PS Value</b>	<b>22</b>	<b>9,772,787</b>

**TIF Increment Value**

**Net Assessed** 9,772,787



**District Totals**

Total Gross Value 39,601,187

Homestead Loss 264,070

Other Exemption Loss 194,810

**TIF Increment Value**

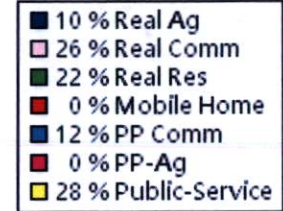

**Retained TIF Value**

**Net Assessed Value** 39,142,307

**Net Assessed Under Protest** 2,053,648

\* Public Service Protests Values are not included on this report.

Real	Count	Value
Agricultural	997	4,649,063
Commercial	305	13,052,842
Residential	2,958	10,409,824
<b>Total Real Value</b>	<b>4,260</b>	<b>28,111,729</b>
Homestead	1,142	1,246,470
Veteran	61	551,662
Other	0	0
<b>Total Exempt</b>	<b>1,333</b>	<b>1,798,132</b>



**TIF Increment Value**

**Net Assessed** 26,313,597

**Net Assessed Under Protest** 0 0

Senior Freeze	210	162,106
Capped Parcels	1,148	2,399,752

Personal	Count	Value
Agricultural	133	397,991
Commercial	271	6,145,165
Mobile Home	43	137,491
<b>Total Personal</b>	<b>447</b>	<b>6,680,647</b>
<b>Total Exempt</b>	<b>2</b>	<b>3,204</b>

**TIF Increment Value**

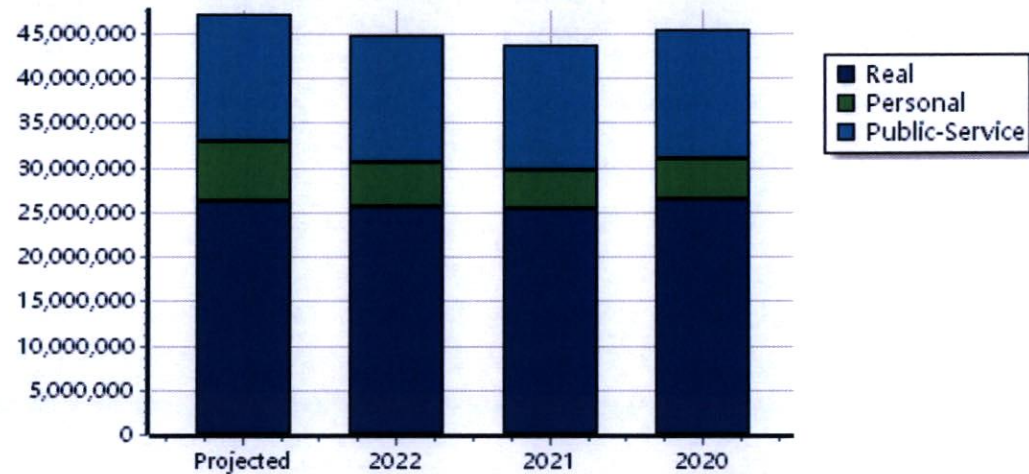
**Net Assessed** 6,677,443

**Net Assessed Under Protest** 2 1,265,106

Public Service	Count	Value
<b>Total PS Value</b>	<b>50</b>	<b>14,126,191</b>

**TIF Increment Value**

**Net Assessed** 14,126,191



**District Totals**

Total Gross Value	48,918,567
Homestead Loss	1,246,470
Other Exemption Loss	554,866

**TIF Increment Value**

**Retained TIF Value**


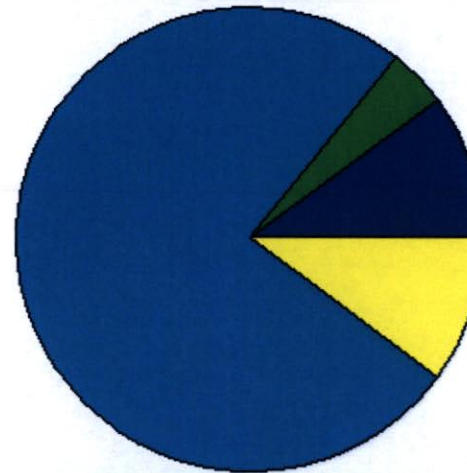
**Net Assessed Value** 47,117,231

**Net Assessed Under Protest** 1,265,106

\* Public Service Protests Values are not included on this report.



Real	Count	Value
Agricultural	1,048	4,295,675
Commercial	53	318,615
Residential	665	1,726,768
<b>Total Real Value</b>	<b>1,766</b>	<b>6,354,002</b>
Homestead	268	302,883
Veteran	23	168,081
Other	0	0
<b>Total Exempt</b>	<b>331</b>	<b>470,964</b>



**TIF Increment Value**

**Net Assessed** 5,883,038

**Net Assessed Under Protest** 0 0

Senior Freeze 55 221,526

Capped Parcels 987 2,922,121

Personal	Count	Value
Agricultural	119	217,058
Commercial	67	31,735,400
Mobile Home	39	85,183
<b>Total Personal</b>	<b>225</b>	<b>32,037,641</b>
<b>Total Exempt</b>	<b>3</b>	<b>6,275</b>

**TIF Increment Value**

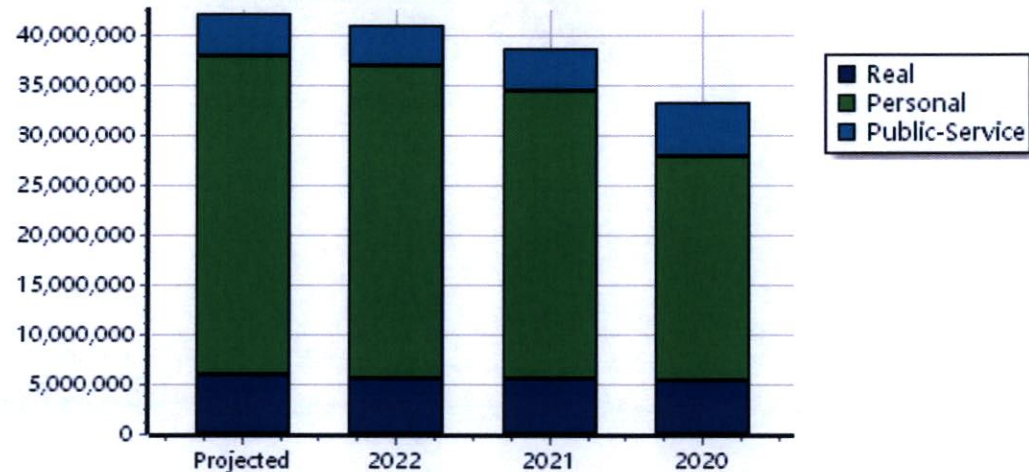
**Net Assessed** 32,031,366

**Net Assessed Under Protest** 4 5,805,089

Public Service	Count	Value
<b>Total PS Value</b>	<b>25</b>	<b>4,199,366</b>

**TIF Increment Value**

**Net Assessed** 4,199,366



**District Totals**

Total Gross Value 42,578,065

Homestead Loss 302,883

Other Exemption Loss 174,356

**TIF Increment Value**

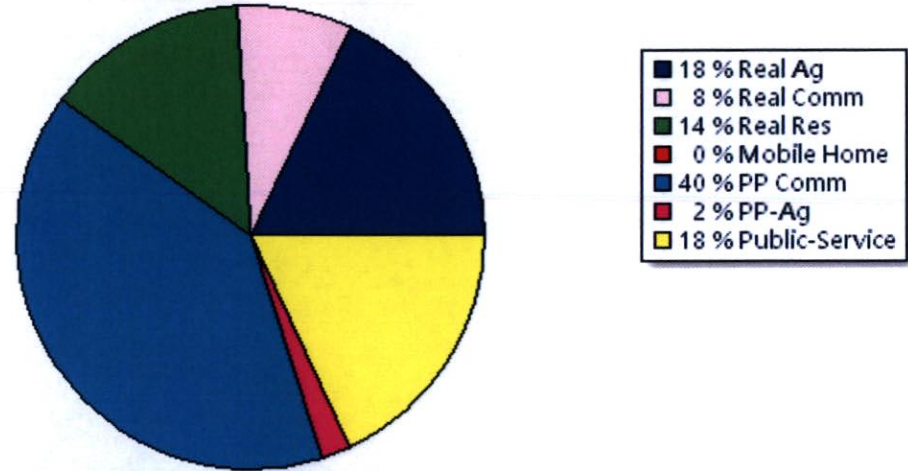
**Retained TIF Value**

**Net Assessed Value** 42,113,770

**Net Assessed Under Protest** 5,805,089

\* Public Service Protests Values are not included on this report.

Real	Count	Value
Agricultural	968	3,999,600
Commercial	90	1,622,344
Residential	1,111	3,112,605
<b>Total Real Value</b>	<b>2,169</b>	<b>8,734,549</b>
Homestead	415	464,624
Veteran	29	262,197
Other	0	0
<b>Total Exempt</b>	<b>500</b>	<b>726,821</b>



**TIF Increment Value**

**Net Assessed** 8,007,728

**Net Assessed Under Protest** 0

Senior Freeze 82 143,911

Capped Parcels 1,258 2,353,543

Personal	Count	Value
Agricultural	105	278,979
Commercial	103	8,903,915
Mobile Home	45	154,738
<b>Total Personal</b>	<b>253</b>	<b>9,337,632</b>
<b>Total Exempt</b>	<b>5</b>	<b>16,899</b>

**TIF Increment Value**

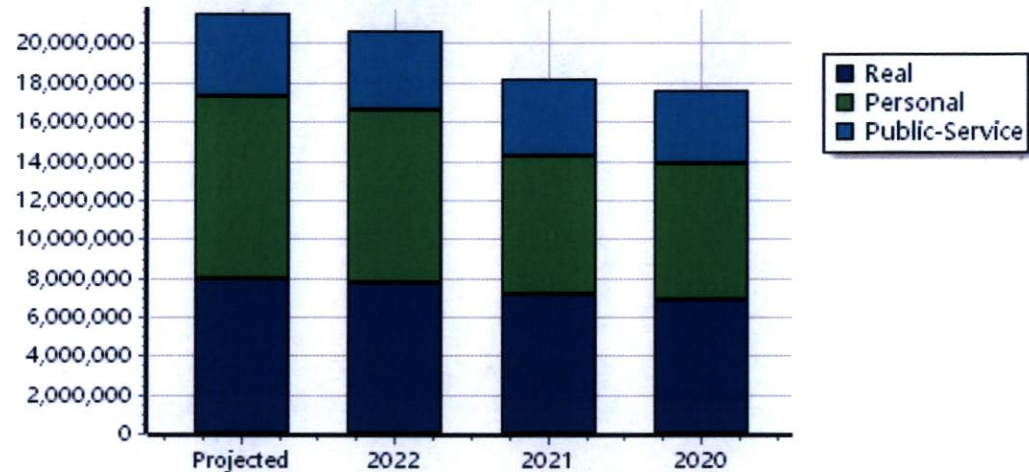
**Net Assessed** 9,320,733

**Net Assessed Under Protest** 2 1,658,103

Public Service	Count	Value
<b>Total PS Value</b>	<b>25</b>	<b>4,189,729</b>

**TIF Increment Value**

**Net Assessed** 4,189,729



**District Totals**

Total Gross Value 22,261,910

Homestead Loss 464,624

Other Exemption Loss 279,096

**TIF Increment Value**

**Retained TIF Value**

**Net Assessed Value** 21,518,190

**Net Assessed Under Protest** 1,658,103

\* Public Service Protests Values are not included on this report.



Real	Count	Value
Agricultural	342	1,060,525
Commercial	24	129,100
Residential	234	1,039,662
<b>Total Real Value</b>	<b>600</b>	<b>2,229,287</b>
Homestead	99	107,226
Veteran	6	62,832
Other	0	0
<b>Total Exempt</b>	<b>114</b>	<b>170,058</b>

**TIF Increment Value**

**Net Assessed** 2,059,229

**Net Assessed Under Protest** 0 0

Senior Freeze 13 36,666

Capped Parcels 322 886,476

Personal	Count	Value
Agricultural	38	91,794
Commercial	48	17,634,167
Mobile Home	5	7,017
<b>Total Personal</b>	<b>91</b>	<b>17,732,978</b>
<b>Total Exempt</b>	<b>0</b>	<b>0</b>

**TIF Increment Value**

**Net Assessed** 17,732,978

**Net Assessed Under Protest** 3 1,279,758

Public Service	Count	Value
<b>Total PS Value</b>	<b>26</b>	<b>4,953,085</b>

**TIF Increment Value**

**Net Assessed** 4,953,085

**District Totals**

Total Gross Value 24,915,350

Homestead Loss 107,226

Other Exemption Loss 62,832

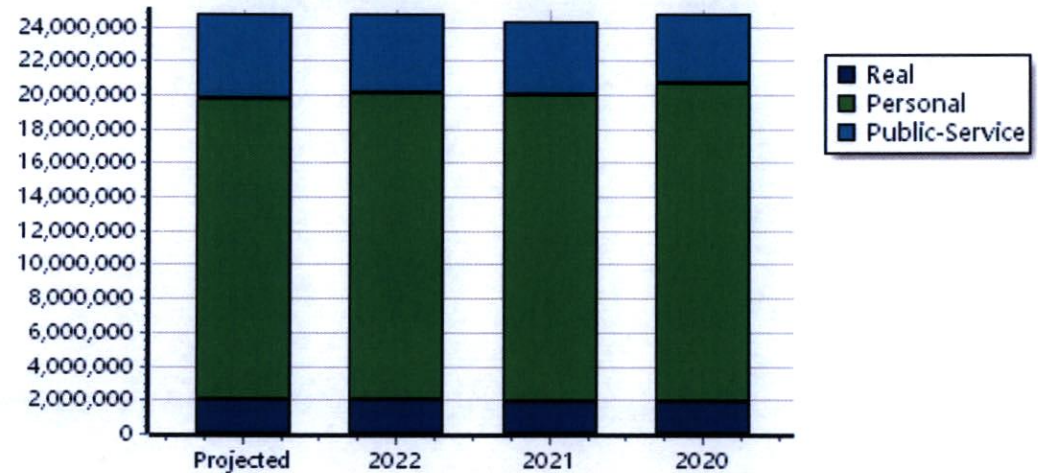
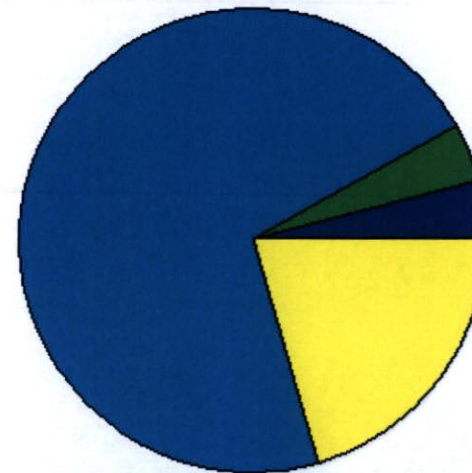
**TIF Increment Value**

**Retained TIF Value**

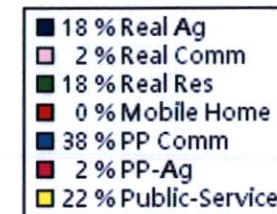
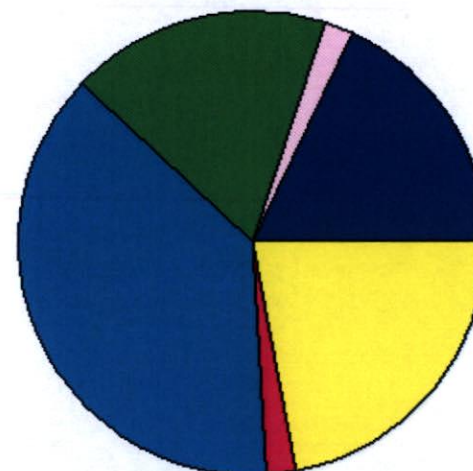
**Net Assessed Value** 24,745,292

**Net Assessed Under Protest** 1,279,758

\* Public Service Protests Values are not included on this report.



Real	Count	Value
Agricultural	359	1,104,974
Commercial	27	64,417
Residential	665	1,175,345
<b>Total Real Value</b>	<b>1,051</b>	<b>2,344,736</b>
Homestead	114	132,177
Veteran	9	75,696
Other	0	0
<b>Total Exempt</b>	<b>143</b>	<b>207,873</b>



**TIF Increment Value**

**Net Assessed** 2,136,863

**Net Assessed Under Protest** 0 0

Senior Freeze 28 43,074

Capped Parcels 489 668,463

Personal	Count	Value
Agricultural	26	112,447
Commercial	34	2,364,512
Mobile Home	17	57,399
<b>Total Personal</b>	<b>77</b>	<b>2,534,358</b>
<b>Total Exempt</b>	<b>0</b>	<b>0</b>

**TIF Increment Value**

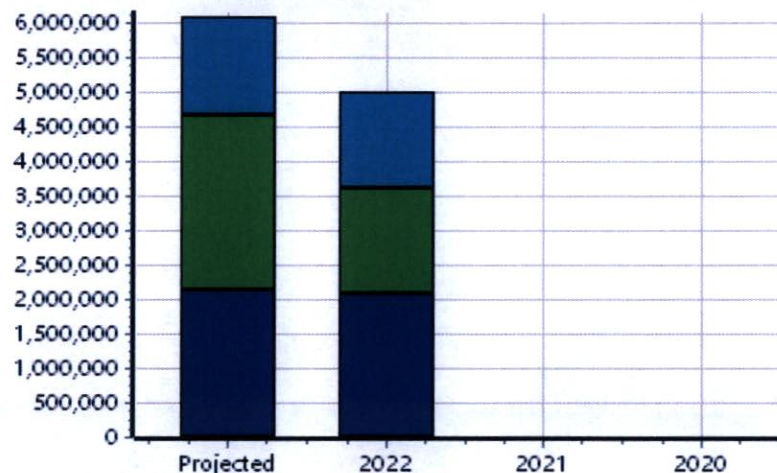
**Net Assessed** 2,534,358

**Net Assessed Under Protest** 1 121,624

Public Service	Count	Value
<b>Total PS Value</b>	<b>16</b>	<b>1,414,349</b>

**TIF Increment Value**

**Net Assessed** 1,414,349



**District Totals**

Total Gross Value 6,293,443

Homestead Loss 132,177

Other Exemption Loss 75,696

**TIF Increment Value**

**Retained TIF Value**


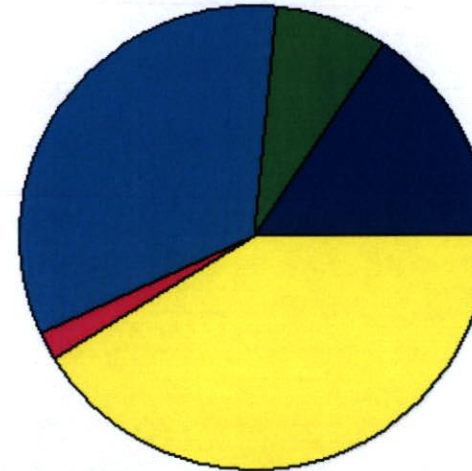
**Net Assessed Value** 6,085,570

**Net Assessed Under Protest** 121,624

\* Public Service Protests Values are not included on this report.



Real	Count	Value
Agricultural	534	3,197,325
Commercial	7	14,728
Residential	289	1,528,493
<b>Total Real Value</b>	<b>830</b>	<b>4,740,546</b>
Homestead	180	191,130
Veteran	12	119,109
Other	0	0
<b>Total Exempt</b>	<b>205</b>	<b>310,239</b>



**TIF Increment Value**

**Net Assessed 4,430,307**

**Net Assessed Under Protest 0**

Senior Freeze	24	136,457
Capped Parcels	434	1,680,389

Personal	Count	Value
Agricultural	72	264,526
Commercial	30	6,812,924
Mobile Home	11	28,189
<b>Total Personal</b>	<b>113</b>	<b>7,105,639</b>
<b>Total Exempt</b>	<b>0</b>	<b>0</b>

**TIF Increment Value**

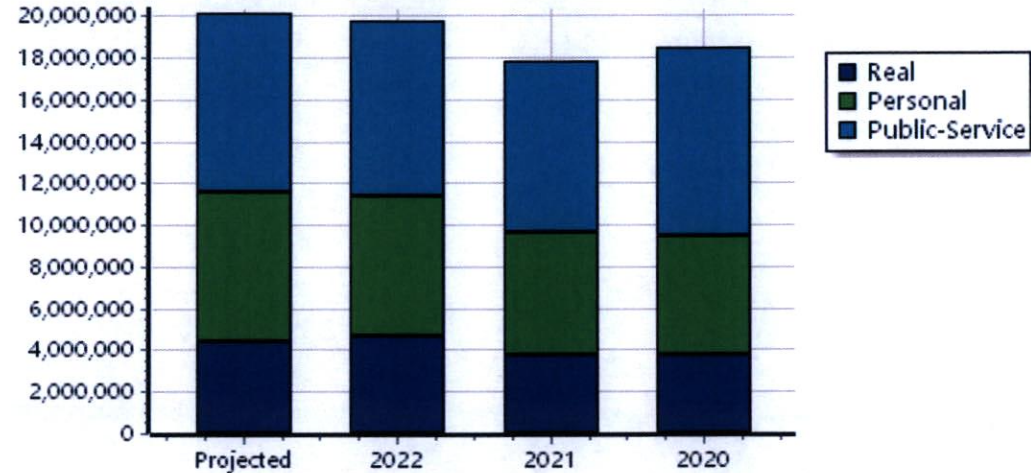
**Net Assessed 7,105,639**

**Net Assessed Under Protest 3**

Public Service	Count	Value
<b>Total PS Value</b>	<b>22</b>	<b>8,587,206</b>

**TIF Increment Value**

**Net Assessed 8,587,206**



**District Totals**

Total Gross Value	20,433,391
Homestead Loss	191,130
Other Exemption Loss	119,109

**TIF Increment Value**


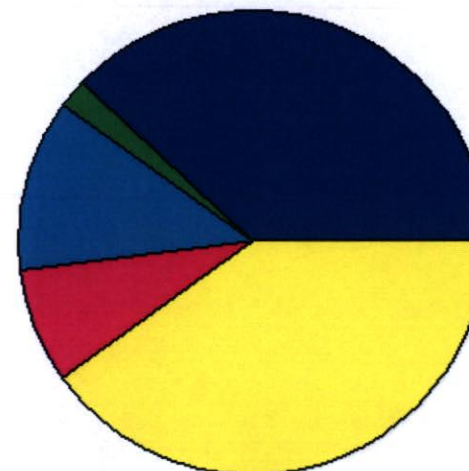
**Retained TIF Value**

**Net Assessed Value 20,123,152**

**Net Assessed Under Protest 3,745,295**

\* Public Service Protests Values are not included on this report.

Real	Count	Value
Agricultural	50	102,611
Commercial	1	34
Residential	2	4,653
<b>Total Real Value</b>	<b>53</b>	<b>107,298</b>
Homestead	5	6,000
Veteran	0	0
Other	0	0
<b>Total Exempt</b>	<b>6</b>	<b>6,000</b>



**TIF Increment Value**

**Net Assessed** 101,298

**Net Assessed Under Protest**

Senior Freeze	1	517
Capped Parcels	18	13,142

Personal	Count	Value
Agricultural	7	21,020
Commercial	1	34,502
Mobile Home	0	0
<b>Total Personal</b>	<b>8</b>	<b>55,522</b>
<b>Total Exempt</b>	<b>0</b>	<b>0</b>

**TIF Increment Value**

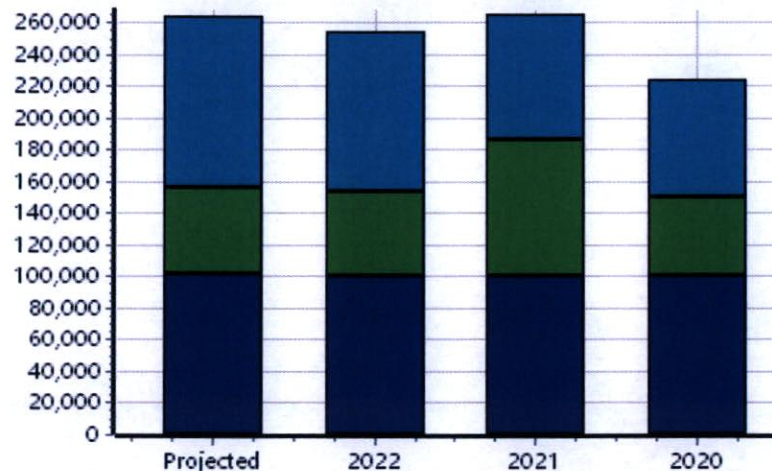
**Net Assessed** 55,522

**Net Assessed Under Protest**

Public Service	Count	Value
<b>Total PS Value</b>	<b>7</b>	<b>107,431</b>

**TIF Increment Value**

**Net Assessed** 107,431



**District Totals**


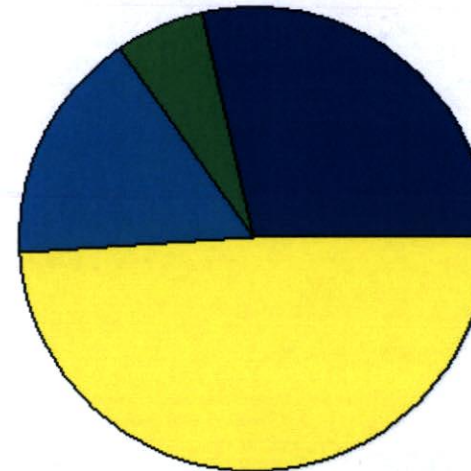
Total Gross Value	270,251
Homestead Loss	6,000
Other Exemption Loss	0
<b>TIF Increment Value</b>	
<b>Retained TIF Value</b>	
<b>Net Assessed Value</b>	<b>264,251</b>

**Net Assessed Under Protest**

\* Public Service Protests Values are not included on this report.



Real	Count	Value
Agricultural	41	190,113
Commercial	1	3,300
Residential	36	39,535
<b>Total Real Value</b>	<b>78</b>	<b>232,948</b>
Homestead	3	3,000
Veteran	0	0
Other	0	0
<b>Total Exempt</b>	<b>3</b>	<b>3,000</b>



**TIF Increment Value**

**Net Assessed** 229,948

**Net Assessed Under Protest** 0 0

Senior Freeze 0 0

Capped Parcels 21 22,365

Personal	Count	Value
Agricultural	3	2,802
Commercial	4	104,977
Mobile Home	1	1,859
<b>Total Personal</b>	<b>8</b>	<b>109,638</b>
<b>Total Exempt</b>	<b>0</b>	<b>0</b>

**TIF Increment Value**

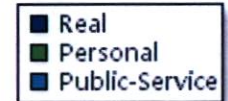
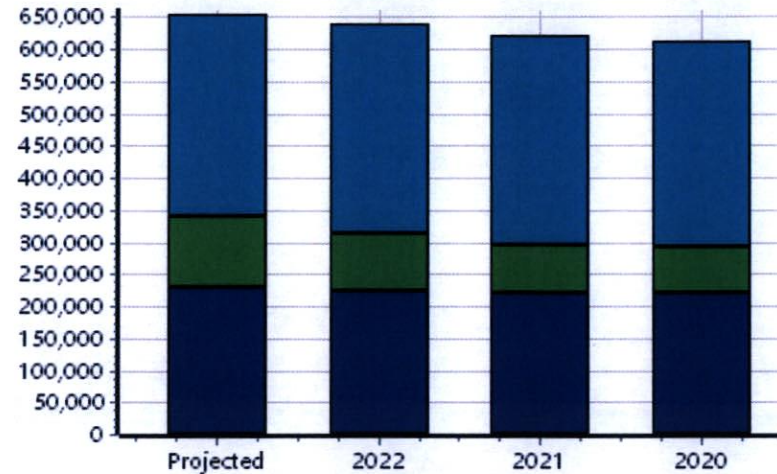
**Net Assessed** 109,638

**Net Assessed Under Protest** 1 86,981

Public Service	Count	Value
<b>Total PS Value</b>	<b>9</b>	<b>314,745</b>

**TIF Increment Value**

**Net Assessed** 314,745



**District Totals**

Total Gross Value 657,331

Homestead Loss 3,000

Other Exemption Loss 0

**TIF Increment Value**



**Retained TIF Value**

**Net Assessed Value** 654,331

**Net Assessed Under Protest** 86,981

\* Public Service Protests Values are not included on this report.

Real	Count	Value
Agricultural	2	10,788
Commercial	0	0
Residential	0	0
<b>Total Real Value</b>	<b>2</b>	<b>10,788</b>
Homestead	0	0
Veteran	0	0
Other	0	0
<b>Total Exempt</b>	<b>0</b>	<b>0</b>



**TIF Increment Value**

**Net Assessed** 10,788

**Net Assessed Under Protest**

Senior Freeze	0	0
Capped Parcels	0	0

Personal	Count	Value
Agricultural	0	0
Commercial	2	2,376
Mobile Home	0	0
<b>Total Personal</b>	<b>2</b>	<b>2,376</b>
<b>Total Exempt</b>	<b>0</b>	<b>0</b>

**TIF Increment Value**

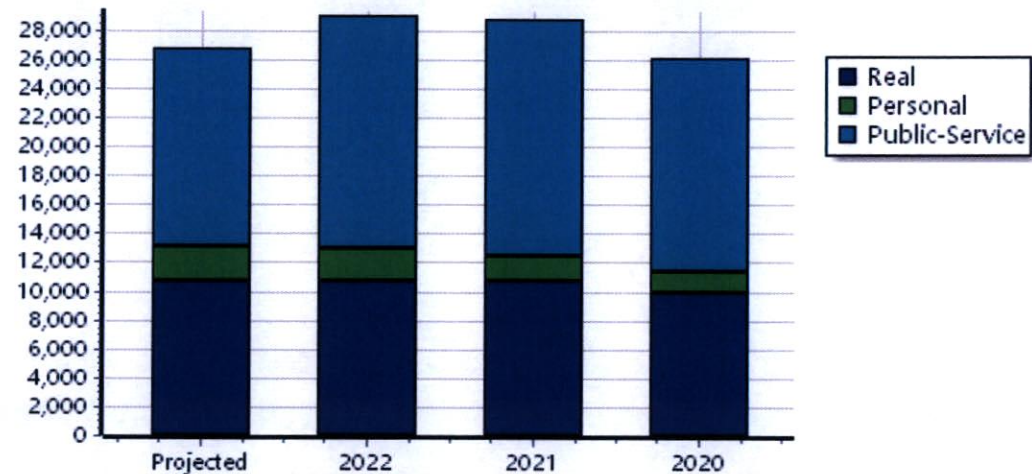
**Net Assessed** 2,376

**Net Assessed Under Protest**

Public Service	Count	Value
<b>Total PS Value</b>	<b>2</b>	<b>13,552</b>

**TIF Increment Value**

**Net Assessed** 13,552



**District Totals**


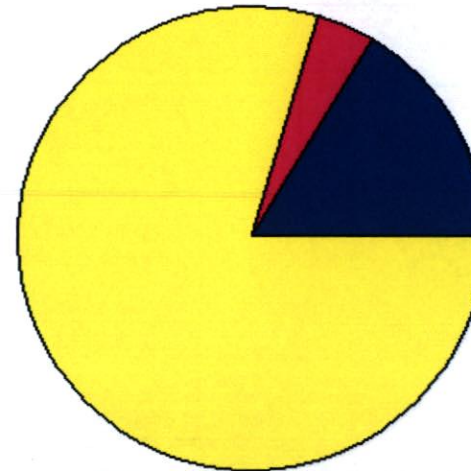
Total Gross Value	26,716
Homestead Loss	0
Other Exemption Loss	0
<b>TIF Increment Value</b>	
<b>Retained TIF Value</b>	
<b>Net Assessed Value</b>	<b>26,716</b>

**Net Assessed Under Protest**

\* Public Service Protests Values are not included on this report.



Real	Count	Value
Agricultural	24	86,534
Commercial	0	0
Residential	0	0
<b>Total Real Value</b>	<b>24</b>	<b>86,534</b>
Homestead	2	1,698
Veteran	0	0
Other	0	0
<b>Total Exempt</b>	<b>2</b>	<b>1,698</b>



**TIF Increment Value**

**Net Assessed 84,836**

**Net Assessed Under Protest**

Senior Freeze	0	0
Capped Parcels	9	29,921

Personal	Count	Value
Agricultural	2	20,998
Commercial	2	4,204
Mobile Home	1	823
<b>Total Personal</b>	<b>5</b>	<b>26,025</b>
<b>Total Exempt</b>	<b>0</b>	<b>0</b>

**TIF Increment Value**

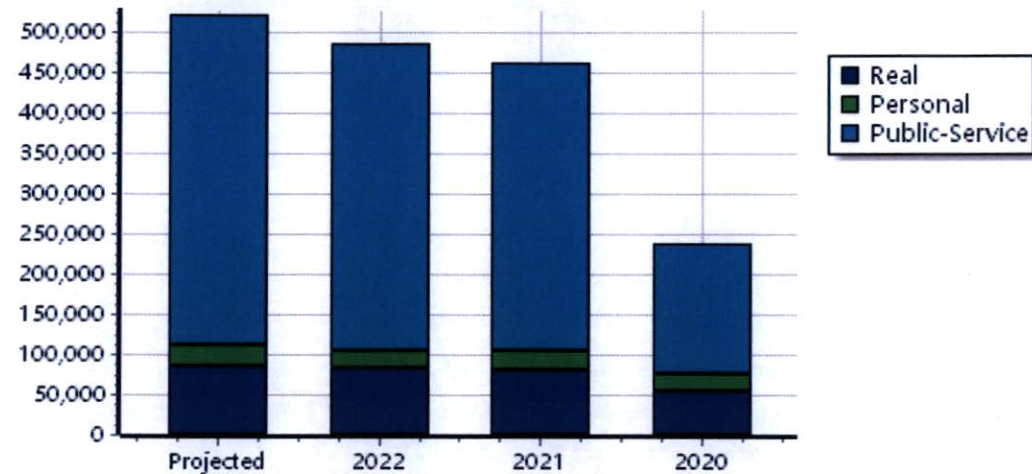
**Net Assessed 26,025**

**Net Assessed Under Protest**

Public Service	Count	Value
<b>Total PS Value</b>	<b>5</b>	<b>410,415</b>

**TIF Increment Value**

**Net Assessed 410,415**




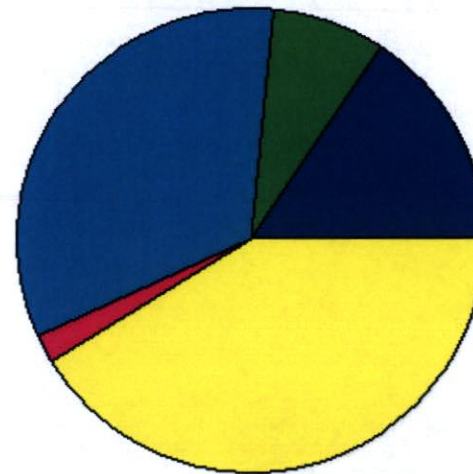
**District Totals**

Total Gross Value	522,974
Homestead Loss	1,698
Other Exemption Loss	0
<b>TIF Increment Value</b>	
<b>Retained TIF Value</b>	
<b>Net Assessed Value</b>	<b>521,276</b>

**Net Assessed Under Protest**

\* Public Service Protests Values are not included on this report.

Real	Count	Value
Agricultural	584	3,299,936
Commercial	8	14,762
Residential	291	1,533,146
<b>Total Real Value</b>	<b>883</b>	<b>4,847,844</b>
Homestead	185	197,130
Veteran	12	119,109
Other	0	0
<b>Total Exempt</b>	<b>211</b>	<b>316,239</b>



**TIF Increment Value**

**Net Assessed** 4,531,605

**Net Assessed Under Protest** 0 0

Senior Freeze 25 136,974

Capped Parcels 452 1,693,531

Personal	Count	Value
Agricultural	79	285,546
Commercial	31	6,847,426
Mobile Home	11	28,189
<b>Total Personal</b>	<b>121</b>	<b>7,161,161</b>
<b>Total Exempt</b>	<b>0</b>	<b>0</b>

**TIF Increment Value**

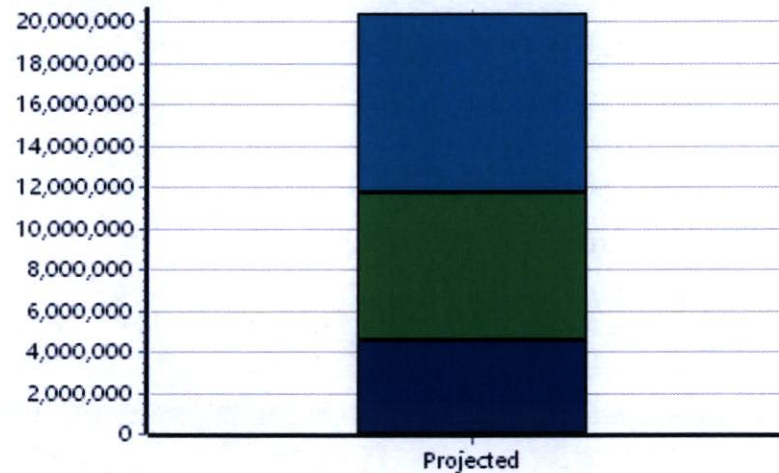
**Net Assessed** 7,161,161

**Net Assessed Under Protest** 3 3,745,295

Public Service	Count	Value
<b>Total PS Value</b>	<b>29</b>	<b>8,694,637</b>

**TIF Increment Value**

**Net Assessed** 8,694,637



**District Totals**

Total Gross Value 20,703,642

Homestead Loss 197,130

Other Exemption Loss 119,109

**TIF Increment Value**

**Retained TIF Value**


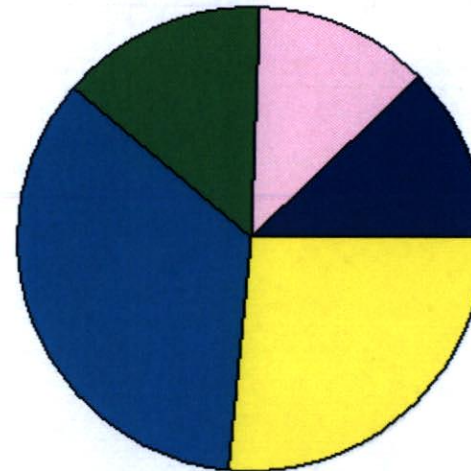
**Net Assessed Value** 20,387,403

**Net Assessed Under Protest** 3,745,295

\* Public Service Protests Values are not included on this report.



Real	Count	Value
Agricultural	3,373	14,623,211
Commercial	443	14,801,347
Residential	5,053	16,045,150
<b>Total Real Value</b>	<b>8,869</b>	<b>45,469,708</b>
Homestead	1,922	2,109,039
Veteran	117	1,084,365
Other	0	0
<b>Total Exempt</b>	<b>2,261</b>	<b>3,193,404</b>



**TIF Increment Value**

**Net Assessed** 42,276,304

**Net Assessed Under Protest** 0 0

Senior Freeze	352	434,024
Uncapped Parcels	3,494	7,161,408

Personal	Count	Value
Agricultural	376	1,028,332
Commercial	474	40,752,306
Mobile Home	134	434,264
<b>Total Personal</b>	<b>984</b>	<b>42,214,902</b>
<b>Total Exempt</b>	<b>7</b>	<b>20,103</b>

**TIF Increment Value**

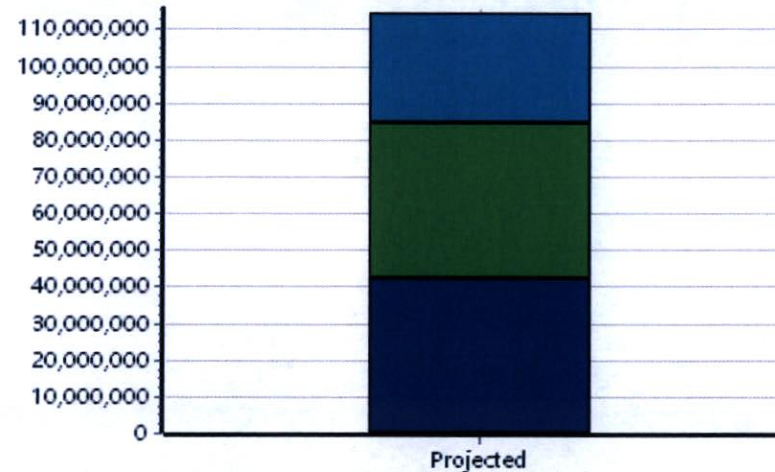
**Net Assessed** 42,194,799

**Net Assessed Under Protest** 9 5,098,481

Public Service	Count	Value
<b>Total PS Value</b>	<b>118</b>	<b>29,913,471</b>

**TIF Increment Value**

**Net Assessed** 29,913,471


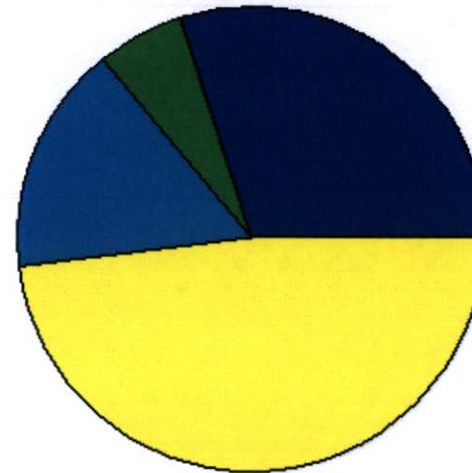


**District Totals**

Total Gross Value	117,598,081
Homestead Loss	2,109,039
Other Exemption Loss	1,104,468
<b>TIF Increment Value</b>	
<b>Retained TIF Value</b>	
<b>Net Assessed Value</b>	<b>114,384,574</b>
<b>Net Assessed Under Protest</b>	<b>5,098,481</b>

\* Public Service Protests Values are not included on this report.

Real	Count	Value
Agricultural	43	200,901
Commercial	1	3,300
Residential	36	39,535
<b>Total Real Value</b>	<b>80</b>	<b>243,736</b>
Homestead	3	3,000
Veteran	0	0
Other	0	0
<b>Total Exempt</b>	<b>3</b>	<b>3,000</b>



**TIF Increment Value**

**Net Assessed** 240,736

**Net Assessed Under Protest** 0

Senior Freeze 0

Unapped Parcels 21 22,365

Personal	Count	Value
Agricultural	3	2,802
Commercial	6	107,353
Mobile Home	1	1,859
<b>Total Personal</b>	<b>10</b>	<b>112,014</b>
<b>Total Exempt</b>	<b>0</b>	<b>0</b>

**TIF Increment Value**

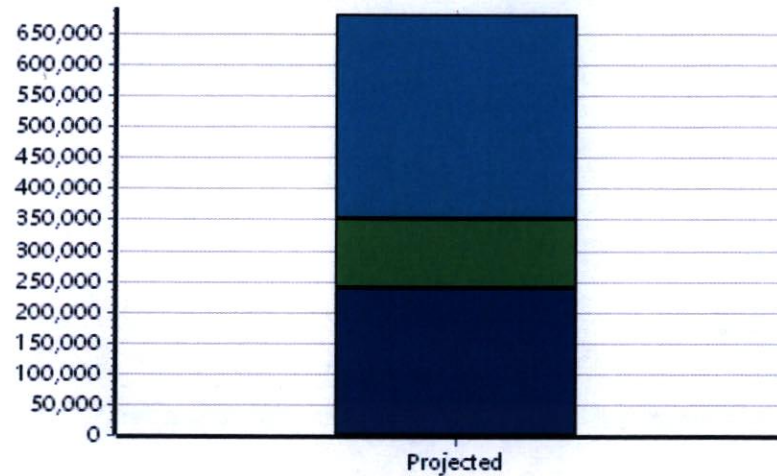
**Net Assessed** 112,014

**Net Assessed Under Protest** 1 86,981

Public Service	Count	Value
<b>Total PS Value</b>	<b>11</b>	<b>328,297</b>

**TIF Increment Value**

**Net Assessed** 328,297



**District Totals**

Total Gross Value 684,047

Homestead Loss 3,000

Other Exemption Loss 0

**TIF Increment Value**

**Retained TIF Value**

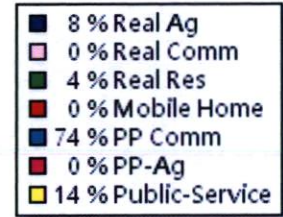
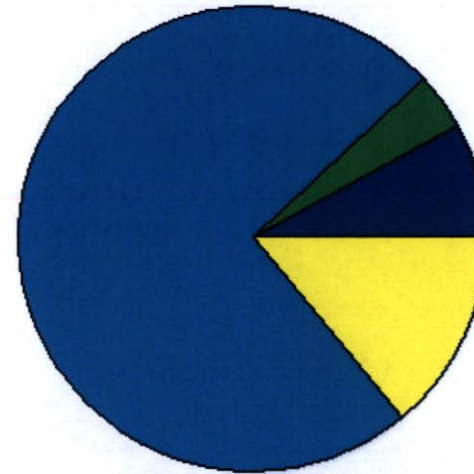
**Net Assessed Value** 681,047

**Net Assessed Under Protest** 86,981

\* Public Service Protests Values are not included on this report.



Real	Count	Value
Agricultural	1,390	5,356,200
Commercial	77	447,715
Residential	899	2,766,430
<b>Total Real Value</b>	<b>2,366</b>	<b>8,583,289</b>
Homestead	367	410,109
Veteran	29	230,913
Other	0	0
<b>Total Exempt</b>	<b>445</b>	<b>641,022</b>



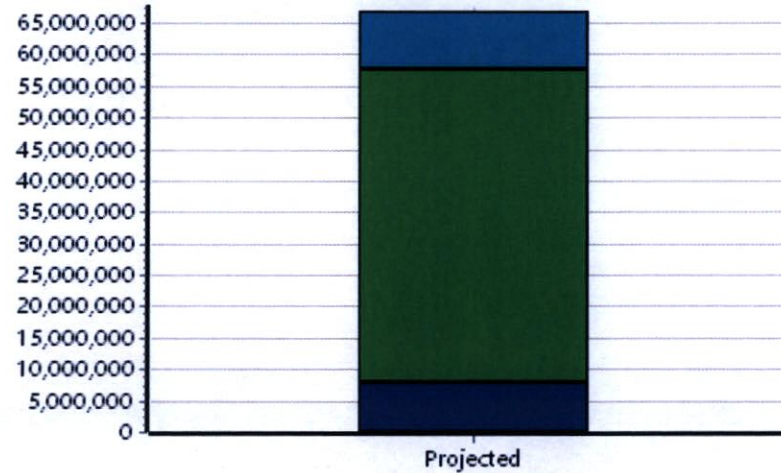
TIF Increment Value		
<b>Net Assessed</b>		<b>7,942,267</b>
<b>Net Assessed Under Protest</b>	<b>0</b>	<b>0</b>
Senior Freeze	68	258,192
Capped Parcels	1,309	3,808,597

Personal	Count	Value
Agricultural	157	308,852
Commercial	115	49,369,567
Mobile Home	44	92,200
<b>Total Personal</b>	<b>316</b>	<b>49,770,619</b>
<b>Total Exempt</b>	<b>3</b>	<b>6,275</b>

TIF Increment Value		
<b>Net Assessed</b>		<b>49,764,344</b>
<b>Net Assessed Under Protest</b>	<b>7</b>	<b>7,084,847</b>

Public Service	Count	Value
<b>Total PS Value</b>	<b>51</b>	<b>9,152,451</b>

TIF Increment Value		
<b>Net Assessed</b>		<b>9,152,451</b>



District Totals	
Total Gross Value	67,493,415
Homestead Loss	410,109
Other Exemption Loss	237,188
TIF Increment Value	
<b>Retained TIF Value</b>	
<b>Net Assessed Value</b>	<b>66,859,062</b>
<b>Net Assessed Under Protest</b>	<b>7,084,847</b>

\* Public Service Protests Values are not included on this report.